

UL30A Repair Guide

2010/03/02
Janmous_chang
CSC-GRMA

BLOCK DIAGRAM

Penryn SFF
ULV
(SU3300 TDP 5.5W)
(Dual Core TDP 10W)
956 uFCBGA

CLOCK GENERATOR
RTM975T-336
FAN & THERMAL
SENSOR

LVDS

CRT

HDMI
LEVEL SHIFTER
Parade PS8101T

GS45 Express
1363 uFCBGA

DDR2 SDRAM 1066 or 800MHz

STANDARD
DDR3 DIMM

STANDARD
DDR3 DIMM

FSB
800MHz

ICH9M SFF
569 uFCBGA

SATA

2.5" HDD

USB

ALCOR
AU6433D53

CARD
READER

Azalia

ALC269
Audio Codec

PCI-E

10/100
LAN controller
Atheros
AR8132

RJ45

LPC 33MHz

USB 2.0

EMBEDDED
CONTROLLER
IT8502

BIOS ROM

INTERNAL
KB & TP

MINICARD
3G

Minicard
WLAN

USB2.0 * 3

BLUETOOTH

CAMERA

POWER

VCORE

SYSTEM

I/O_1.5VS & 1.05VS

I/O_DDR & VTT

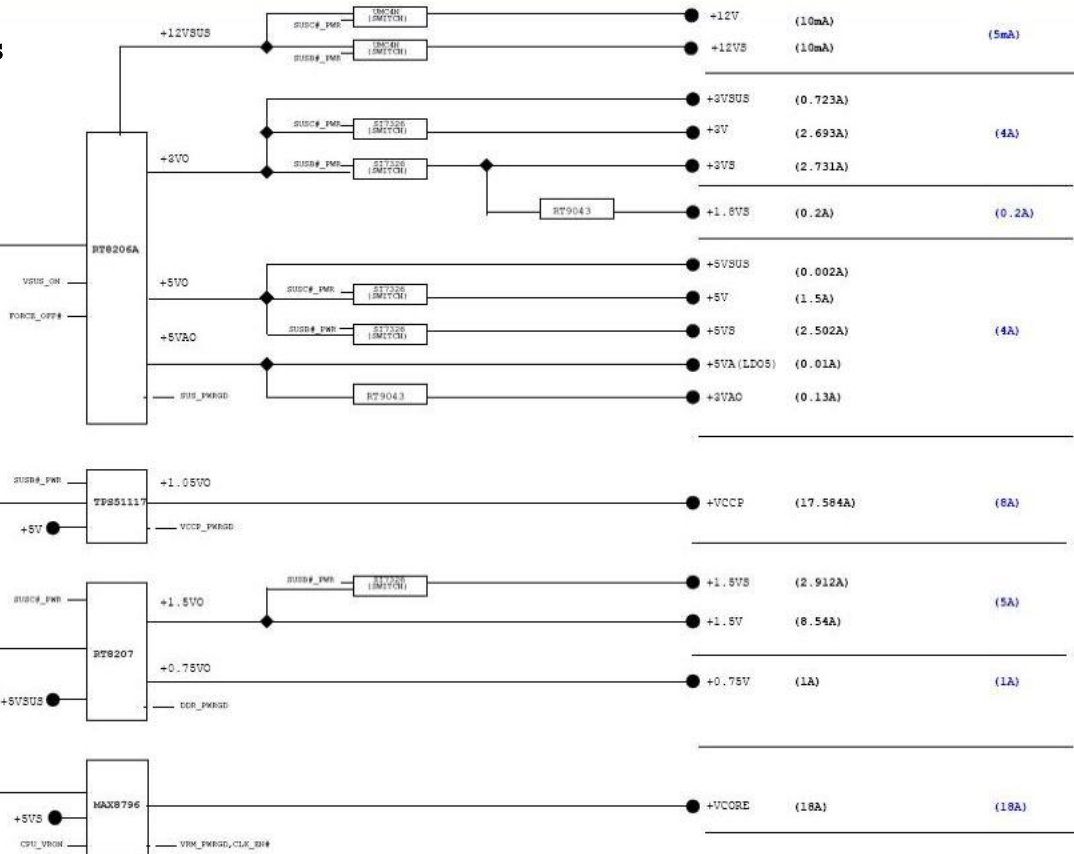
I/O_+1.8VS

CHARGER

UL30A Repair Guide

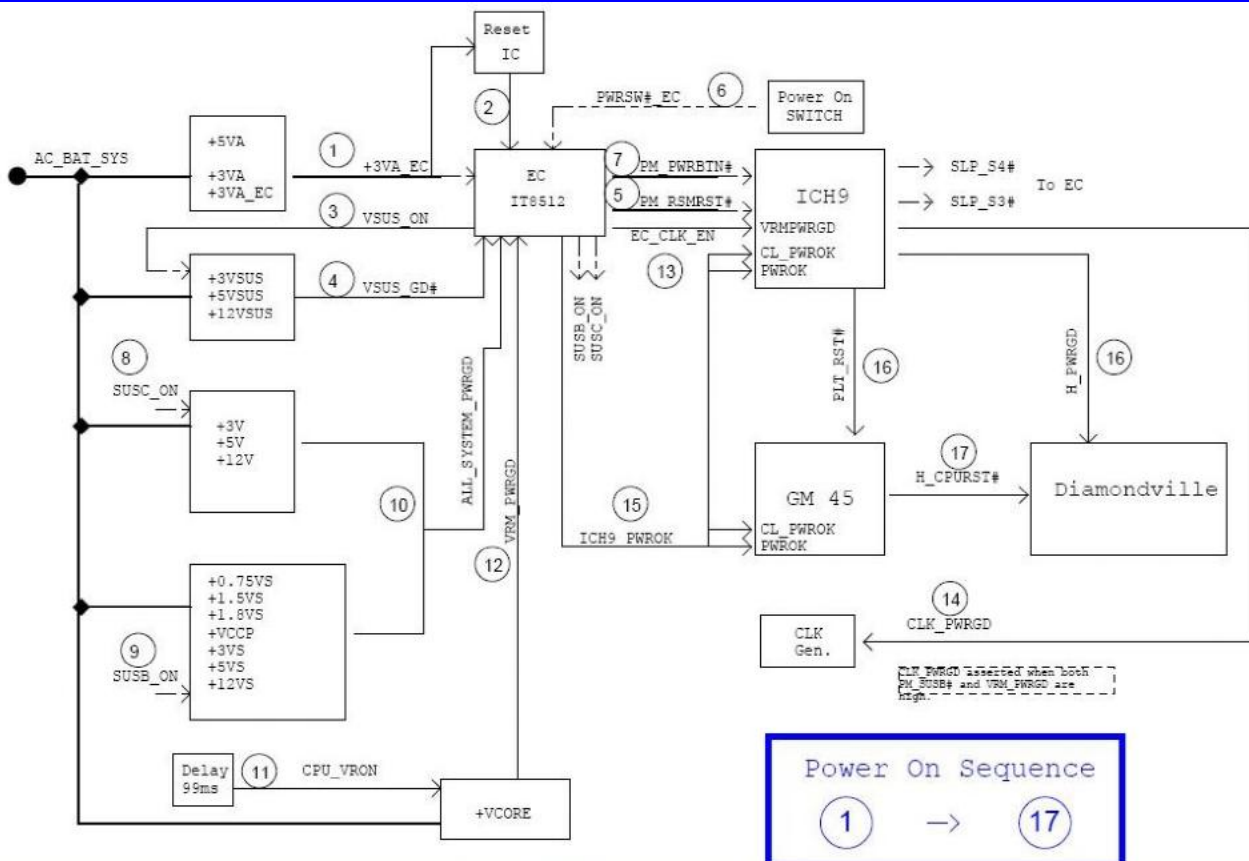
2010/03/02
Janmou_chang
CSC-GRMA

AC_BAT_SYS



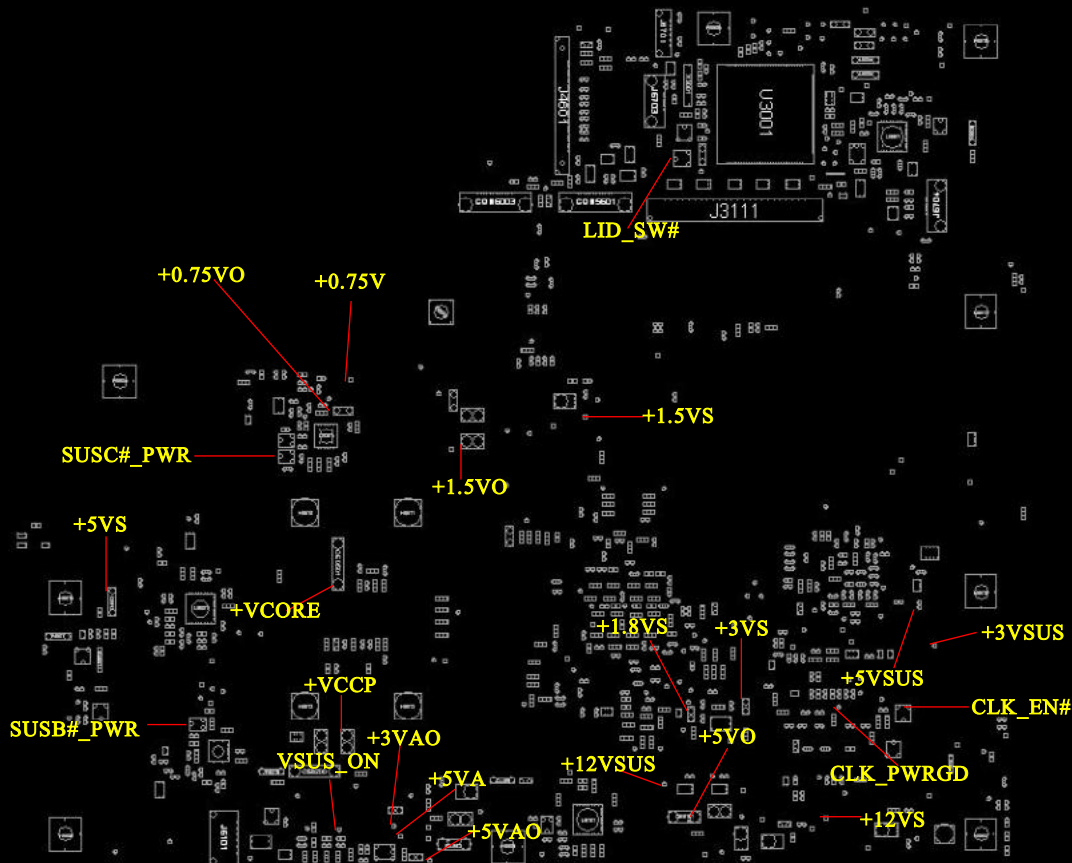
UL30A Repair Guide

2010/03/02
Janmous_chang
CSC-GRMA



UL30A Repair Guide(Top)

2010/03/02
Janmou_chang
CSC-GRMA



UL30A Repair Guide(Bottom)

2010/03/02
Janmous_chang
CSC-GRMA

